

**Limited Review Report of Standalone financial statements of the
Gandhinagar Municipal Corporation for Financial Year 2021-22.**

1. We have reviewed the accompanying Financial Statements of GANDHINAGAR MUNICIPAL CORPORATION, for the year ended 31/03/2022. Earlier Such Financial statements were maintained on cash basis and same were also audited. Such Financial statements are converted on accrual basis. Such Financial statements include following.

- Balance Sheet.
- Income Expenditure.

2. These statements which is the responsibility of the Management and has to be prepared in accordance with the recognition and measurement principles laid down in applicable Indian Accounting Standard and other accounting principles generally accepted in India. Our responsibility is to issue a report on these financial statements based on our review.

3. We conducted our review of the Statement in accordance with the Standard on Review Engagements (SRE) 2400 "Engagements to Review Historical Financial Statements", issued by the Institute of Chartered Accountants of India. This standard requires that we plan and perform the review to obtain limited assurance, primarily by performing inquiry and analytical procedures, about whether the financial statements as a whole are free from material misstatement, thereby enabling the practitioner to express a conclusion on whether anything has come to the practitioner's attention that causes the practitioner to believe the financial statements are not prepared, in



all material respects, in accordance with an applicable financial reporting framework.


A review is substantially less in scope than an audit conducted in accordance with the Standards on Auditing and consequently does not enable us to obtain assurance that we would be aware of all significant matters that might be identified in an audit. We have not performed an audit and accordingly, we do not express an audit opinion.

4. Value of Fixed Assets and Depreciation is taken as provided by Management.

5. Scope of our review was to check that all income, expenditure, assets and liabilities are recognised properly or not due to conversion of books of accounts from cash basis to accrual.

Based on our review conducted as above, the accompanying statement are prepared in accordance with applicable accounting standards and other recognized accounting practices and policies has been disclosed the information required to be disclosed or that it does not contains any material misstatement.

For,
PJNDV & ASSOCIATES
Chartered Accountant


CA Nirav Patel
Partner



UDIN:25142966BMKNNS3411


Place: Gandhinagar
Date: 29/01/2025


GANDHINAGAR MUNICIPAL CORPORATION
Balance Sheet as at 31st March, 2022


[Amount in Rs.]

| Particulars | Notes | As at 31st March, 2022 |
|---------------------------------|-------|-------------------------------|
| Equity and Liabilities | | |
| Corpus Fund | | |
| Corpus Fund | 2 | 91 91 589 |
| Reserves and Surplus | 3 | <u>41 08 72 65 999</u> |
| | | 41 09 64 57 588 |
| Current Liabilities | | |
| Deposites & Current Liabilities | 4 | 78 05 92 309 |
| Grant Account | 5 | <u>2 09 33 41 122</u> |
| | | 2 87 39 33 431 |
| Total : | | <u><u>43 97 03 91 019</u></u> |
| ASSETS | | |
| Non-Current Assets | | |
| Fixed assets | 6 | <u>37 51 10 70 559</u> |
| | | 37 51 10 70 559 |
| Current assets | | |
| Investments | 7 | 4 08 66 43 874 |
| Current Assets | 8 | 2 37 26 70 568 |
| Cash and Bank Balances | 9 | 6 018 |
| | | 6 45 93 20 460 |
| Total : | | <u><u>43 97 03 91 019</u></u> |

For, P J N D V & Associates
(Chartered Accountants)


CA Nirav Patel
(Partner)
M No.142966




Deputy Municipal Commissioner
Gandhinagar Municipal Commissioner

Date:-29/01/2025
Place:- Gandhinagar
UDIN NO. 25142966BMKNN53411

GANDHINAGAR MUNICIPAL CORPORATION

Statement of Profit and Loss for the year ended 31st March, 2022

[Amount in Rs.]

| Particulars | Notes | As at 31st March, 2022 |
|--|-------|---------------------------|
| Revenue from Operations | 10 | 2 73 82 81 224 |
| Other Income | | 0 |
| Total Revenue:> | | 2 73 82 81 224 |
| Expenses: | | |
| Depreciation | 6 | 28,288,406.08 |
| Other Expenses | 11 | 1 79 66 44 189 |
| Total Expenses:> | | 1 82 49 32 595 |
| Profit before exceptional items and tax | | 91 33 48 628 |
| Exceptional items | | |
| Profit before tax | | 91 33 48 628 |
| Tax expense: | | |
| Current Tax | | 0 |
| Excess/Short Provision of earlier years | | 0 |
| Deferred tax | | 0 |
| | | 0 |
| Profit (Loss) for the year | | 91 33 48 628 |

For, P J N D V & Associates
(Chartered Accountants)


CA Nirav Patel
(Partner)
M No.142966



Deputy Municipal Commissioner
Gandhinagar Muncipal Commissioner

Date:-29/01/2025
Place:- Gandhinagar
UDIN NO. 25142966BMKNN53411

GANDHINAGAR MUNICIPAL CORPORATION
Notes forming part of Financial Statements

Corpus Fund

| Particulars | As at 31st March, 2022 |
|--------------------|---------------------------|
| (a) Corpus Fund | 91 91 589 |
| | 0 |
| Grand Total | 91 91 589 |

3 Reserves & Surplus

| Particulars | As at 31st March, 2022 |
|---|---------------------------|
| (a) Reserve and Surplus Account | 46 55 38 264 |
| | 0 |
| (b) Surplus/(Deficit) in the Statement of Profit and Loss | 0 |
| Balance as per previous financial statement | 2 20 96 72 207 |
| Profit for the year | 91 33 48 628 |
| Balance available for appropriation | 3 12 30 20 835 |
| Less : Appropriation | 0 |
| Net surplus/ (Deficit) | 3 12 30 20 835 |
| | 0 |
| (c) Income And Expense Account | 0 |
| | 0 |
| (d) Fixed Assets Capital Fund | 37 49 87 06 900 |
| Grand Total | 41 08 72 65 999 |



| Particulars | As at 31st March, 2022 |
|--|---------------------------|
| Deposites & Current Liabilities | |
| TDS Payable | 34 27 477 |
| GST TDS Payable | 40 77 079 |
| Sundry Creditors | 20 69 80 184 |
| EMD | 1 09 82 142 |
| NPS | 2 61 92 610 |
| Security Deposit | 3 53 56 249 |
| With Held Amount of Contractors | 3 31 91 513 |
| 1% Testing Charges | 1 02 08 436 |
| Rangmanch Deposit | 2 35 332 |
| Janbhagidari Pevar Block Income | 37 33 401 |
| Labour Cess 1% | 15 55 527 |
| Vehicle Advance-Recov In bank | 4 10 680 |
| Other Deduction Salary Re in Bank | 23 038 |
| Vehicle Advance Scooter | 4 300 |
| Food Grain Loan Deduction | 4 000 |
| Tender Deposit | 2 14 209 |
| Aavaas Yojana | 71 62 800 |
| Birth and Death Registration Fees | (1 29 687) |
| Bonus Withheld | 53 775 |
| Corporator Salary Payable | 11 000 |
| CPE | (44 297) |
| Difference Held | 71 67 100 |
| EPF Diff Samvit | 2 35 791 |
| EPF From Employee Salary | 3 25 365 |
| EPF With Held | 4 190 |
| ESIC Diff With held | 9 86 109 |
| Gandhinagar Smart City | 30 00 00 000 |
| Group Insurance Contribution | 200 |
| GST Devarsh Construction | 5 08 828 |
| Interest Payable on NPS FD Acc | 6 53 856 |
| Kamal Enterprise(Tree Guard) | 4 50 055 |
| LIC | 2 728 |
| Marriage Registration Fees | (1 20 129) |
| Mobile Library Membership Deposit | 13 830 |
| Other Advance | 98 012 |
| Other Deduction | 3 16 161 |
| Other Liabilities | 10 07 210 |
| Pethapur Nagarpalika | 1 29 00 000 |
| Professional Tax from Salary | 3 860 |
| Professional Tax Withheld | 2 08 100 |
| Services Tax Devarsh Construction | 29 749 |
| West GT Deposit | 25 000 |
| Surat Municipal Corporation NPS | (3 170) |
| Tds on salary Payable | (12 000) |
| Unspend Interest On other FD | 1 46 522 |
| Unspend Interest On NPS FD | 55 22 406 |
| Suspence | 38 16 663 |
| Employer Contribution NPS | 20 03 929 |
| | 0 |
| | 0 |
| Ambapur Gram Panchayat | |
| Genereal Fund | 32 83 046 |
| GST TDS Payable | 4 624 |
| GST With Held | 24 707 |
| IT TDS Payable | 11 922 |
| Prof Tax Withheld | 480 |
| | 0 |
| | 0 |
| Amiyapur Gram Panchayat | |
| GST TDS Payable | 4 107 |
| IT TDS Payable | 6 394 |
| General Fund | 16 63 985 |
| Professional Tax Withheld | 230 |
| | 0 |



| Particulars | As at 31st March, 2022 |
|--------------------------------------|---------------------------|
| Bhat Gram Panchayat | 0 |
| GST TDS Payable | 68 369 |
| IT TDS Payable | 58 407 |
| Labour Cess | 168 |
| General Fund | 58 52 039 |
| Security Deposit Goradwala Infracon | 421 |
| | 0 |
| Khoraj Gram Panchayat | 0 |
| GST Payable | 35 396 |
| IT TDS Payable | 33 393 |
| Sundry Creditors | 46 551 |
| General Fund | 39 25 291 |
| Gandhinagar Municipal Corporation | 10 29 405 |
| Professional Tax Withheld | 850 |
| Security Deposit | (5 000) |
| | 0 |
| Koba Gram Panchayat | 0 |
| GST TDS Payable | 1 082 |
| IT TDS Payable | 22 440 |
| General Fund | 26 11 103 |
| Professional Tax Withheld | 470 |
| | 0 |
| Kolwada Gram Panchayat | 0 |
| GST TDS Payable | 11 844 |
| IT TDS Payable | 84 283 |
| General Fund | 2 64 813 |
| Professional Tax Withheld | 549 |
| | 0 |
| Koteshwar Gram Panchayat | 0 |
| GST TDS Payable | 9 311 |
| IT TDS Payable | 24 461 |
| Labour Cess | 266 |
| 2.5% SD | 666 |
| General Fund | 44 01 717 |
| Taluka Panchayat Kapat | 4 759 |
| | 0 |
| Kudasan Gram Panchayat | 0 |
| GST TDS Payable | 18 204 |
| IT TDS Payable | 30 396 |
| General Fund | 1 43 70 788 |
| Professional Tax Withheld | 1 300 |
| | 0 |
| Pethapur Nagarpalika | 0 |
| GST TDS Payable | 3 32 425 |
| IT TDS Payable | 2 79 818 |
| Labour Cess | 1 66 386 |
| Add 2.5% SD | 93 742 |
| General Fund | 4 53 68 128 |
| GST Withheld | 21 784 |
| Other Deduction | 6 841 |
| S D 2.5% Vinayak Construction | 45 607 |
| S D Hitesh J Mistry | 1 66 250 |
| Testing Charges | 67 311 |
| Education Cess | (97 666) |
| EPF Withheld | 58 400 |
| Retainion Money Vinayak Construction | 2 57 333 |
| S D Meet Enterprise | 44 400 |
| S D N P Patel | (2 60 552) |
| | 0 |
| Por Gram Panchayat | 0 |
| GST TDS Payable | 5 584 |
| IT TDS Payable | 10 561 |
| General Fund | 4 13 091 |
| GST Withheld | 17 110 |



| Particulars | As at 31st March, 2022 |
|-------------------------------------|---------------------------|
| Professional Tax Withheld | 440 |
| | 0 |
| | 0 |
| Randesan Gram Panchayat | 7 894 |
| IT TDS Payable | 9 444 |
| GST TDS Payable | 8 80 286 |
| General Fund | 600 |
| Professional Tax Withheld | 0 |
| | 0 |
| Randheja Gram Panchayat | 6 052 |
| GST TDS Payable | 62 953 |
| IT TDS Payable | 14 31 687 |
| General Fund | 1 981 |
| Testing Charges | 0 |
| | 0 |
| | 0 |
| Raysan Gram Panchayat | 33 581 |
| GST TDS Payable | 21 504 |
| IT TDS Payable | 68 96 026 |
| General Fund | 1 |
| 2% Security Deposit | 880 |
| Professional Tax Withheld | 0 |
| | 0 |
| Sargasan Gram Panchayat | 19 849 |
| IT TDS Payable | 18 004 |
| IT TDS Payable | 1 58 628 |
| General Fund | 1 200 |
| Professional Tax Withheld | 0 |
| | 0 |
| Sughad-Nabhoi Gram Panchayat | 1 830 |
| GST TDS Payable | 8 788 |
| IT TDS Payable | 12 41 016 |
| General Fund | 460 |
| Professional Tax Withheld | 0 |
| | 0 |
| Vavol Gram Panchayat | 38 135 |
| GST TDS Payable | 68 591 |
| IT TDS Payable | 4 12 896 |
| General Fund | 26 853 |
| Testing Charges | 960 |
| Professional Tax Withheld | 0 |
| | 0 |
| Zundal Gram Panchayat | 35 215 |
| GST TDS Payable | 39 250 |
| IT TDS Payable | 322 |
| Labour Cess | 43 22 533 |
| General Fund | 806 |
| S D 2.5% | 3 720 |
| Professional Tax Withheld | 0 |
| | <u>78 05 92 309</u> |
| Grand Total | |

5 Grant Account

| Particulars | As at 31st March, 2022 |
|--------------------|---------------------------|
| | 1 57 70 33 044 |
| (a) Capital Grant | 51 63 08 078 |
| (b) Revenue Grant | 0 |
| | <u>2 09 33 41 122</u> |
| Grand Total | |



Particulars

As at 31st March,
2022

Fixed Assets in (₹)

[Amount in Rs.]

| Class of Asset | Gross Block | Useful life in years | Depreciation till 20 | Depreciation for 2022 | net block |
|------------------------|-------------------|----------------------|----------------------|-----------------------|-------------------|
| ICT | 22,457,582.00 | 3.00 | 2,328,129.10 | 1,266,627.34 | 20,129,452.90 |
| Electrical Engineering | 415,262,069.00 | 10.00 | 145,811.42 | 145,811.42 | 415,116,257.58 |
| City Engineering | 628,200,000.00 | - | - | - | 628,200,000.00 |
| Town Planning | 36,212,195,276.00 | - | - | - | 36,212,195,276.00 |
| Mechanical | 343,615,470.00 | 8.00 | 121,660,742.02 | 26,808,687.98 | 221,954,727.98 |
| Store | 14,262,311.85 | 10.00 | 787,467.60 | 67,279.34 | 13,474,844.25 |
| Total | 37,635,992,708.85 | | 124,922,150.13 | 28,288,406.08 | 37,511,070,558.72 |



| Particulars | As at 31st March, 2022 |
|---|------------------------|
| Investments | [Amount in Rs.] |
| Particulars | As at 31st March, 2022 |
| BANK FD | 5 25 52 461 |
| GSFS FD A/C | 4 03 35 91 413 |
| Gandhinagar Smart City Development Ltd. Share | 5 00 000 |
| Grand Total | 4 08 66 43 874 |

8 Current Assets [Amount in Rs.]

| Particulars | As at 31st March, 2022 |
|-------------|------------------------|
|-------------|------------------------|

Receivables

| | |
|---------------------------------|---------------------|
| <u>property tax</u> | 82 89 12 501 |
| income other than property tax | 6 23 15 832 |
| Professional tax income accrual | 2 35 589 |
| | 89 14 63 922 |

(a) Deposits (Asset)

| | |
|-----------------------------|-----------------|
| Vehicle Deposit to Kalptaru | 53 500 |
| Deposit Anamat Exp | 3 500 |
| Vehicle Deposit to Kalptaru | 0 |
| Deposit Anamat Exp | 0 |
| Gujarat Gas Equipement S.D | 50 460 |
| | 1 07 460 |

(b) Loans & Advances (Asset)

| | |
|--|--------------------|
| Advance to Baldevbhai | 1 47 800 |
| Advance to District Sports Officers(Khelnahakumbh) | 3 00 000 |
| Advance to Gujarat Rural Indus market Co Ltd | 44 000 |
| Advance to K M Rabari(Zonal Officer) | 40 000 |
| Advance to Lalubhai N Muniya(C.N.C.D Branch) | 25 000 |
| Advance to Lokdayra Grant (sports officer) | 2 43 000 |
| Advance to Mancy Vala | 1 50 000 |
| Advance to R & B Ahmedabad Vavar Rog | 1 43 00 000 |
| Advance to R & B Dept (UDP-78) | 3 45 02 141 |
| Advance to R & B Dept (UDP-78)-2019-20 | 10 00 00 000 |
| Advance to R & B Dept Gandhinagar Vavar Rog | 99 00 000 |
| Advance to R G Patel (zonal Officer) | 40 000 |
| Advance to Shaileshbhai | 10 56 000 |
| Advance to S m Shaikh | 20 000 |
| Advance to UHC Palaj | 39 000 |
| Advance to UHC Sector 2 | 24 000 |
| Advance to UHC Sector 24 | 21 517 |
| Advance to UHC Sector 29 | 25 000 |
| Advance to UHC Sughad | 1 01 000 |
| Advance to UPHC -24 Covid 19 Grant | 55 000 |
| Advance to UPHC -29 Covid 19 Grant | 42 000 |
| Advance to UPHC -2 Covid 19 Grant | 1 40 000 |
| Advance to UPHC -Palaj Covid 19 Grant | 59 000 |
| Advance to UPHC -Sughad Covid 19 Grant | 1 54 000 |
| Advance to Vijaybhai Prajapati(Animal Catcher) | 20 000 |
| Advance to Virendrasinh Zala | 30 000 |
| Advance to Cricket Tournament | 40 000 |
| Festival Advance | (3 28 850) |



| Particulars | As at 31st March, 2022 |
|-----------------------|---------------------------|
| Food Grain Advance | (2 53 500) |
| GMFB | 19 59 77 800 |
| Kaushik I Soni | 25 000 |
| Khoraj Gram Panchayat | 10 29 405 |
| Pethapur Nagarpalika | 13 19 637 |



| Particulars | As at 31st March, 2022 |
|-----------------------------------|---------------------------|
| Ratilal J Prajapati (Clerk) | 30 000 |
| Travelling Advance | 40 000 |
| Unpendrabhai Sutariya | 10 000 |
| | 0 |
| | 35 93 67 950 |
| | 0 |
| Accrued Interest On GSFS | 17 84 60 344 |
| | 0 |
| Kolwada Gram Panchayat | 0 |
| Khoraj Gram Panchayat | 46 551 |
| | 0 |
| Pethapur Nagarpalika | 0 |
| Gandhinagar Municipal Corporation | 1 29 00 000 |
| | 0 |
| | 19 14 06 895 |
| | 0 |
| Grand Total | 55 08 82 305 |

9 Cash and Bank Balances [Amount in Rs.]

| Particulars | As at 31st March, 2022 |
|---|---------------------------|
| (a) Allahabad Bank-1898 | 11 01 497 |
| Axis Bank A/c 1000 General Income | 20 25 524 |
| Axis Bank A/c 1447 Property Tax | 0 |
| Axis Bank A/c 6840 Professional Tax | 0 |
| Bank Of Baroda NULM - 26871 | 1 93 27 312 |
| Bank Of India-10892 | 4 12 16 586 |
| Bank of India 445-NULM | 1 00 943 |
| Bank of India 570 Entertainment | 14 313 |
| Bank of India 571-Property Tax | 2 03 802 |
| Bank of India-572-Professional Tax | 73 043 |
| Dena Bank 25976 | 1 000 |
| HDFC Bank A/c-7771 | 2 88 16 966 |
| HDFC Bank A/c 2950 | 40 672 |
| ICICI BANK-016501018371 (UID) | 2 13 122 |
| ICICI BANK-016501019202 (Property Tax) | 6 17 78 435 |
| ICICI BANK-016501019203 (Professional Tax) | 23 13 994 |
| ICICI BANK-016501019204 (Entertainment Tax) | 965 |
| ICICI BANK-016501019206 (General Income) | 96 63 144 |
| ICICI BANK-016501019209 (PMAY) | 1 626 |
| ICICI BANK-016501019210 (Amrut) | 18 809 |
| ICICI BANK(Smart City)-016501019215 | 805 |
| Kotak Amrut-926 | 199 |
| Kotak Bank-116 | 9 41 577 |
| Kotak Bank General-116 | 40 34 64 606 |
| Kotak Bank Professional Tax-995 | 70 90 376 |
| Kotak Bank Property Tax-964 | 7 42 92 679 |
| Kotak SBM-902 | 1 24 71 322 |
| Kotak Vehicle Tax -715 | 54 89 206 |
| Online Bank-00652 | 20 54 053 |
| SBI-31636525618 | 6 74 87 528 |
| State Bank of India-96481 | 3 37 864 |
| Kotak EPF-804 | 29 902 |
| | 0 |



| Particulars | As at 31st March, 2022 |
|------------------------|---------------------------|
| Ambapur Gram Panchayat | 0 |
| ADC Bank-02534 | 29 98 771 |
| Adc Bank-3041 | (5 420) |
| | 0 |



| Particulars | As at 31st March, 2022 |
|-------------------------------------|---------------------------|
| Amiyapur Gram Panchayat | 0 |
| HDFC Bank-375 | 26 08 841 |
| | 0 |
| Bhat Gram Panchayat | 0 |
| Bank of Baroda-2550 | 1 79 22 696 |
| | 0 |
| Khoraj Gram Panchayat | 0 |
| ADC Bank-7343 | 0 |
| Central Bank-03138 | 1 97 96 930 |
| Central Bank-282294 | 0 |
| DGGB-3120 | 192 |
| | 0 |
| Koba Gram Panchayat | 0 |
| Dena bank-1307 | 44 91 883 |
| | 0 |
| Kolwada Gram Panchayat | 0 |
| ADC Bank-8003 | 0 |
| Bank of Baroda | 61 70 096 |
| Dena Bank-6224 | (20 03 381) |
| DGGB-6224 | (8 38 252) |
| HDFC Bank-182 | (2 83 082) |
| | 0 |
| Koteshwar Gram Panchayat | 0 |
| HDFC Bank-023 | 59 53 352 |
| | 0 |
| Kudasan Gram Panchayat | 0 |
| ADC Bank-002911 | 2 59 28 121 |
| | 0 |
| Pethapur Nagarpalika | 0 |
| Bank of Baroda-14207 | 24 947 |
| Bank of Baroda-2209 | 92 112 |
| Bank of Baroda-3977 | 4 30 63 234 |
| Kotak Bank | 1 77 272 |
| Bank of Baroda-14209 | (2 34 208) |
| IDBI Bank-9672 | (30 68 057) |
| | 0 |
| Por Gram Panchayat | 0 |
| ADC Bank-27695 | 28 84 957 |
| | 0 |
| Randesan Gram Panchayat | 0 |
| Axis Bank-1204 | 37 87 697 |
| | 0 |
| Randheja Gram Panchayat | 0 |
| ADC Bank-013917 | 74 51 202 |
| ADC Bank-038289 | 0 |
| Bank Account-3 | (15 38 748) |
| | 0 |
| Raysan Gram Panchayat | 0 |
| Axis Bank-5168 | 1 24 45 126 |
| OBC Bank-0058 | 0 |
| | 0 |
| Sargasan Gram Panchayat | 0 |
| Bank of Baroda-1070 | 81 92 330 |
| | 0 |
| Sughad-Nabhoi Gram Panchayat | 0 |
| ADC Bank-870 | (4 212) |
| Dena Bank-582 | (52 787) |
| Dena Bank-733 | (1 10 648) |



Particulars

As at 31st March,
2022

HDFC-0014

75 90 642

0

Vavol Gram Panchayat

0

CBI Bank-33808

97 68 017

0



| Particulars | As at 31st March, 2022 |
|------------------------------|---------------------------|
| Zundal Gram Panchayat | 0 |
| Bank Account-1 | (1 89 823) |
| Union Bank-487 | 1 67 32 673 |
| | 0 |
| | 93 03 24 341 |
| | 0 |
| Cash On Hand | 6 018 |
| | 0 |
| Grand Total | 2 37 26 76 586 |

| Particulars | [Amount in Rs.] As at 31st March, 2022 |
|---|--|
| RTI Fees Income | 9 453 |
| Misc Income | 1 31 492 |
| Rangmanch Income | 31 16 912 |
| Administrative Income | 16 82 250 |
| Muktidham Income | 2 52 162 |
| Recovery Income | 18 983 |
| Salary Recovery Income | 0 |
| Audit Recovery Income | 0 |
| Bank FD Interest Income | 24 05 53 299 |
| Bank Interest Income | 1 55 54 738 |
| Penalty Income | 2 72 39 815 |
| Tender Fees Income | 24 64 814 |
| Shop & Lari Rent Income | 46 42 706 |
| BU Permission & Scrutiny Income | 43 05 08 372 |
| BU Engineer & Archite. Regi Fee Income | 0 |
| Nursing Income | 2 65 685 |
| Mobile Toilet Van Income | 2 97 260 |
| Way Bridge Income | 34 650 |
| Varmi-Compost Plant Income | 8 69 230 |
| Animal Catch Income | 16 22 700 |
| Vehicle Rent Income | 52 76 320 |
| Advertisement Income(Hording) | 1 01 45 266 |
| Birth & Death Registration Fees | 1 03 026 |
| Marrige Registration Fees | 39 198 |
| Fire Call Charges Income | 1 50 642 |
| Fire Safety Income | 0 |
| Fir NOC of Crackers & Kite Store | 27 08 409 |
| Shop Registration/Lice Fees | 9 221 |
| Property Tax Notice Fees Income | 180 |
| Property Tax Income | 76 56 01 725 |
| Property Tax Rural W/o Edu Cess | 26 92 906 |
| Professional Tax Income | 12 83 59 380 |
| Vehicle Tax Income | 8 59 86 215 |
| Food Safety Regi & Licence Income | 0 |
| Octroi Grant | 15 53 69 618 |
| Labour Cess Income | 56 435 |
| Aadhar Card Income | 8 77 217 |
| SBI E Pay Income | 26 31 169 |
| Apprentice Stipend Reimbursement Income | 1 41 451 |
| City Bus Premium | 2 67 286 |
| Forfited Deposit-Election | 91 500 |




| Particulars | As at 31st March, 2022 |
|--|---------------------------|
| General Income | 39 01 126 |
| Machine Rent Income | 32 000 |
| Matdar Yadi ni Copy-Election | 71 914 |
| Medical Allowance Recovery | 1 557 |
| Medical Public Health Covid-19 Grant | 3 16 29 144 |
| Mobile Toilet Van Income | 660 |
| Rental Charges Income | 1 34 34 526 |
| Restoration Charges | 15 21 240 |
| Round off | 37 |
| Vavar Rog and Covid-19 Grant Income | 25 27 160 |
| Plastic & Hotel west Collection Income | 1 66 000 |
| Scrap Sales Income | 63 37 818 |
| 14th Finance Grant Income | 8 24 04 793 |
| 15th Finance Grant Income | 7 01 06 831 |
| Amrut Yojna Grant Income | 1 10 57 469 |
| Cm Relief Fund Covid-19 Grant Income(8.6 cr) | 3 11 77 923 |
| Cm Relief Fund Covid-19 Grant Income | 1 29 22 544 |
| Din Dayal Clinic Conti Grant Income | 5 77 053 |
| Dindayal Clinic Health Grant Income | 8 29 585 |
| District Planing Collector office Grant Income | 9 78 211 |
| Gap Post UPHC Salary Grant Income | 9 55 772 |
| Gujarat Livelyhood Grant Income | 13 488 |
| Malariya Contigency Grant Income | 27 387 |
| Malariya Staff Salary Grant Income | 94 72 544 |
| MLA Grant Income | 4 04 399 |
| MP Grant Income | 3 00 000 |
| SJMMSVY UDP 78-Grant Income | 32 73 44 206 |
| Swachh Bharat Mission Grant Income | 4 72 42 120 |
| accrual income from 2022-23 | 6 18 03 689 |
| Ambapur Gram Panchayat Income | |
| Interest Income | 78 067 |
| Other Income | 2 91 880 |
| Professional Tax Income | 0 |
| Property Tax Income | 8 11 700 |
| | 0 |
| | 0 |
| Amiyapur Gram Panchayat Income | |
| Interest Income | 77 617 |
| Other Income | 72 979 |
| Property Tax Income | 5 97 907 |
| Grant Income | 2 53 034 |
| | 0 |
| | 0 |
| Bhat Gram Panchayat Income | |
| Interest Income | 2 98 092 |
| Other Inome | 2 67 560 |
| Property Tax Income | 1 11 10 622 |
| Swachchhta Grant-2020-21 | 0 |
| | 0 |
| | 0 |
| Khoraj Gram Panchayat Income | |
| Interest Income | 2 33 011 |
| Other Income | 1 010 |
| Property Tax Income | 1 60 05 397 |
| | 0 |
| | 0 |
| Koba Gram Panchayat Income | |
| Interest Income | 64 384 |
| Property Tax Income | 31 87 479 |
| | 0 |
| | 0 |
| Kolwada Gram Panchayat Income | |
| Interest Income | 572 |



| Particulars | As at 31st March, 2022 |
|--|---------------------------|
| Other Income | 10 59 419 |
| Professional Tax Income | 0 |
| Property Tax Income | 51 66 203 |
| | 0 |
| Koteshwar Gram Panchayat Income | 0 |
| Interest Income | 1 85 729 |
| Other Income | 94 271 |
| Property Tax Income | 22 99 367 |
| | 0 |
| Kudasan Gram Panchayat Income | 0 |
| Advertisement Income | 0 |
| Interest Income | 6 17 988 |
| Other Income | 12 39 685 |
| Professional Tax Income | 72 188 |
| Property Tax Income | 96 20 718 |
| | 0 |
| Pethapur NagarPalika Income | 0 |
| Interest Income | 2 51 480 |
| Other Income | 1 75 145 |
| Property Tax Income | 2 42 55 142 |
| | 0 |
| Por Gram Panchayat Income | 0 |
| Grant Income | 2 26 118 |
| Interest Income | 54 929 |
| Other Income | 49 960 |
| Property Tax Income | 21 76 898 |
| | 0 |
| Randesan Gram Panchayat Income | 0 |
| Interest Income | 55 963 |
| Other Income | 4 |
| Property Tax Income | 8 05 712 |
| Fund | 21 36 057 |
| | 0 |
| Randheja Gram Panchayat Income | 0 |
| Interest Income | 1 44 991 |
| Other Income | 5 14 049 |
| Property Tax Income | 48 76 955 |
| | 0 |
| Raysan Gram Panchayat Income | 0 |
| Interest Income | 3 09 383 |
| Other Income | 68 868 |
| Property Tax Income | 51 76 919 |
| | 0 |
| Sargasan Gram Panchayat Income | 0 |
| Interest Income | 93 493 |
| Property Tax Income | 71 29 152 |
| Other Income | 3 19 728 |
| | 0 |
| Sughad-Nabhoi Gram Panchayat Income | 0 |
| Interest Income | 1 70 655 |
| Other Income | 2 20 946 |
| Property Tax Income | 49 90 574 |
| | 0 |
| Vavol Gram Panchayat Income | 0 |
| Interest Income | 75 360 |
| Other Income | 12 880 |
| Property Tax Income | 1 00 21 083 |
| | 0 |



| Particulars | As at 31st March, 2022 |
|------------------------------|---------------------------|
| Zundal Gram Panchayat Income | 0 |
| Interest Income | 2 71 974 |
| Property Tax Income | 1 18 13 991 |
| Other Income | 11 63 054 |
| | 0 |
| Gross Total | <u>2 73 82 81 224</u> |



| Particulars | As at 31st March, 2022 |
|----------------|------------------------|
| Other Expenses | |

| Particulars | As at 31st March, 2022 |
|---|------------------------|
| Saheri pachhat Area Basic Facilities | 35 05 465 |
| Basic Facility in Peri-Feri Villages | 3 29 74 742 |
| Corporation Office Renovation Exps | 5 67 673 |
| Navin Pay & Use Toilet & Public Toilet Exps | 5 60 857 |
| Navin Pay & Park and Parking Renov Exps | 1 06 41 617 |
| Construction of bridge at Basan Gam with j RO | 0 |
| SJMMSVY UDP-78 Grant Exps | 37 04 00 065 |
| Amrut Yojna Exps | 1 10 57 469 |
| 14th Finance Commission Exps-2019-20 | 5 79 83 116 |
| MLA Grant Exps | 4 04 399 |
| New Women Canteen Construction Exps | 6 13 627 |
| School Infrastructure Development Work Exps | 15 28 851 |
| Smart Anganwadi Work Exps | 29 422 |
| Developing Park and Internal Facility Dhorwad | 9 57 725 |
| Sec-28 & Sec-7 Refuse Transfer Facility Exps | 1 17 486 |
| Sector 17 Fire Station Renovation & office Cons | 1 65 13 027 |
| Compuound Wall Construction Around the Sector | 58 56 171 |
| Muktidham and Children Funeral & Other Exps | 41 86 439 |
| Garden Development Renovation and Nursery Work | 2 17 75 030 |
| Dholakuva Laganwadi Construction Work | 99 808 |
| Electric High Mass Exps | 4 64 816 |
| GMC Newly Included Area Basic Infra Dev Exps | 1 17 691 |
| GMC New Area Asphalt and CC Road Exps | 1 09 37 877 |
| New Pipeline, Water Pump house in New Area Ex | 26 53 022 |
| 15th Fin Commission Grant Exps | 8 47 48 715 |
| JillaAyojan Grant Exps | 9 78 211 |
| Swachha Bharat Mission Gramin Grant Exps | 1 84 084 |
| Software Programe Exps | 5 22 585 |
| E-Governer Project Info Center Online Exps | 2 02 457 |
| Swm Project & Scientific Land Fill Site Exps | 66 080 |
| Waste to Energy and CND Waste Exps | 10 80 51 200 |
| Swachh Bharat Mission Grant Exps(Solid waste) | 1 55 85 204 |
| Foggin Machine Exps | 6 44 767 |
| New Vehicle Exps | 90 52 434 |
| Vehicle Pool Machinery Exps | 5 34 018 |
| Mayor Suggested Lok Suvidha Work | 2 72 46 693 |
| Resp Dy Mayor Suggested Lok Suvidha Work | 2 40 343 |
| Resp Chairman Suggested Lok Suvidha Work | (26 60 509) |
| Resp Corporators Suggested Lok Suvidha Work | 97 31 214 |
| Furniture & Fixtures | 7 64 899 |
| Outsourcing Staff Salary Exps | 9 45 45 922 |
| Recruitment Exps | 89 875 |
| Outsourcing Security Guard Salary Exps | 4 90 77 175 |
| Election Exps | 2 57 78 805 |
| Postage Exps | 1 53 200 |
| Salary Mahekam & Other Exps | 11 33 22 900 |
| Medical Treatment Exps | 57 091 |
| Bonus Exps | 3 97 210 |
| Fire Brigade rojmdar Exps Salary | 8 01 477 |
| Telephone Exps | 2 82 740 |
| Audit Fees Exps | 39 000 |
| Govt Quarter Rent Exps | 3 35 031 |
| Resp Mayor Bungalow Rent Exps | 62 100 |
| Bank charges | 52 876 |



| Particulars | As at 31st March, 2022 |
|--|---------------------------|
| Consultancy Exps | 2 63 476 |
| IT TDS(Int) | 39 333 |
| Vehicle Repairing Exps | 72 49 595 |
| Operation and maintenance Exps | 3 26 96 981 |
| Vehicle Insurance Exps (Fire Dept) | 6 78 743 |
| Vehicle Insurance Exps | 14 72 274 |
| Petrol Diesel Exps | 1 62 69 606 |
| Fire Brigade Petrol Exps | 10 18 378 |
| Fire Branch Vehicle Repairing & Maintenance Exps | 24 91 982 |
| Yantrik Machine Repairing Exps | 41 356 |
| Outsourcing Vehicle Rent Exps For all Branch | 1 21 84 748 |
| Trafic Lreland/circle Repairing and Maintenance | 8 75 302 |
| Mahapalika Hastak Milkat Maramat Exps | 1 28 92 963 |
| GMC Owned Garden Maintenance Exps | 33 70 745 |
| National Festival Celebration Exps | 15 53 464 |
| Govt Samarambh Exps | 1 80 56 491 |
| Pavor Block 10% GMC Janbhagidari Exps | 7 27 460 |
| Swacch Bharat Mission Grant Exps | 17 69 286 |
| Swacch Bharat Abhiyan & Capacity Buil (IEC) Exps | 20 83 667 |
| City Internal Road Shoping Center Cleaning | 8 59 22 118 |
| GMC Area 100KM Hor & Ver Road Cleaning | 3 13 04 385 |
| Public Toilet Maintence Exps | 1 01 67 026 |
| Newly Included rural Area road Cleaning Exps | 11 18 84 257 |
| Dhor Dabba Exps | 2 06 29 461 |
| Dog Khasikaran & Immunization Exps | 56 21 958 |
| Uniform Exps | (5 22 777) |
| Advertisement Exps | 31 31 069 |
| Printing And Stationery Exps | 37 13 690 |
| Office Exps | 48 39 632 |
| Municipal Comm Atithya Satkar Exps | 3 20 051 |
| Mayor Councile Fees Exps | 23 600 |
| Festival Exps | 15 33 587 |
| Resp Mayor Atithya Satkar Exps | 4 55 690 |
| Resp Dy Mayor Atithya Satkar Exps | 6 71 342 |
| Chairmar Guest Exps | 1 70 702 |
| Resp Vipax Net Atithya Satkar Exps | 12 634 |
| Relief against Natural Disaster Exps | 1 58 200 |
| Secretary Office Exps | 17 243 |
| Resp Mayor Discretionary Exps | 8 31 588 |
| Commissioner Discretionary Exps | 12 514 |
| GMC Pre Primary Eng Medium School | 26 14 072 |
| Covid-19 Grant (CM Relief Fund) Exps | 97 62 623 |
| Legal Exps | 3 07 692 |
| Sagarbha Mahila Vaheli Nodhni, Prasuti Exps | 32 659 |
| Akashmik rogchala Rahat Exps | 3 95 681 |
| Family Benefit Grant Exps HLT -110 | 54 70 655 |
| Din Dayal Clinic Contingency Grant Exps | 5 77 053 |
| Din Dayal Clinic Heath Grant Exps | 8 29 858 |
| Health Fix Pay Staff Salary Grant Exps | 9 55 772 |
| Medical and Public Health -Govid-19 Exps | 3 11 77 923 |
| Vavar Rog Grant-Covid-19 Grant Exps | 22 20 879 |
| Salary Wages Bonus of Urban Maleriya staff | 94 72 544 |
| Malariya Contingency Exps | 16 952 |
| Fogging Work Exps | 3 85 855 |
| Gujarat Urban Livelyhood Grant Exps | 0 |
| Day NULM Yojana Grant Exps | 1 36 748 |
| Mukhyamantri Mahila Utkarsh Yojna Exps | 10 26 140 |
| Rackpickers & Shramjivi Arthik Vikas Yojna Exps | 91 829 |



| Particulars | As at 31st March, 2022 |
|--|---------------------------|
| Socio Economic Camp Prachar prasar Exps | 28 000 |
| Muktidham/cremation Elctric & Maintenance Exps | 16 02 500 |
| Computer Repairing 7 EVM Rep Exps | 9 71 407 |
| Wifi & Internet Exps | 1 16 705 |
| Uidsmt Grant Exps | 16 20 330 |
| Birth and Death Data Entry Grant Exps | 33 000 |
| Electricity Exps | 11 57 60 361 |
| Electric Repairing Work | 1 11 83 125 |
| Resp Corporators Salary Allowance & Other | 26 88 697 |
| Resp Corporators Training Exps | 13 04 700 |
| All Committee Meeting Exps | 88 048 |
| Varmi Compost plant Maintenance Exps | 3 82 240 |
| MP Grant Exps | 3 00 000 |
| TDS Exps | 1 38 083 |
| Door to Door Garbage Disposal Exps | 7 23 39 887 |
| NPS Employer Contribution Exps | 20 03 929 |
| FSSAI Sample | 33 772 |
| Ambapur Gram Panchayat Exps | |
| Bank Charges | 72 |
| Outsourcing Staff Exps | 2 72 584 |
| | 0 |
| niyapur Gram Panchayat Exps | 0 |
| Advertisement Exps | 10 000 |
| Salary Exps | 1 88 636 |
| | 0 |
| Bhat Gram Panchayat Exps | 0 |
| Bank Charges | 6 288 |
| Outsourcing Staff Salary Exps | 21 39 840 |
| Stationery Exps | 1 237 |
| | 0 |
| Khoraj Gram Panchayat Exps | 0 |
| Bank Charges | 3 865 |
| Garbage Collection and Cleaning Exps | 4 04 800 |
| Outsourcing Staff Salary Exps | 11 76 678 |
| | 0 |
| Koba Gram Panchayat Exps | 0 |
| Bank Charges | 3 805 |
| Outsourcing Staff Salary Exps | 4 93 088 |
| | 0 |
| lwada Gram Panchayat Exps | 0 |
| Bank charges | 54 |
| Commission Exps | 1 01 730 |
| Outsourcing Staff Salary Exps | 5 38 325 |
| | 0 |
| Koteshwar Gram Panchayat Exps | 0 |
| Repairing Exps | 2 37 950 |
| Salary Exps | 2 42 848 |
| | 0 |
| Kudasan Gram Panchayat Exps | 0 |
| Bank Charges | 354 |
| Outsourcing Staff Salary Exps | 9 15 416 |
| | 0 |
| Pethapur Nagarpalika Exps | 0 |
| Bank charges | 531 |
| Development Exps | 86 17 732 |
| Electricity Exps | 0 |
| Round off | 1 |
| SJMSVY 2020-21 | 21 12 090 |



| Particulars | As at 31st March, 2022 |
|--|---------------------------|
| Outsourcing Staff Salary Income | 44 05 573 |
| Repairing and Maintenance Exps | 3 23 558 |
| Salary Exps | 0 |
| Por Gram Panchayat Exps | 0 |
| Outsourcing Staff Salary Exps | 3 29 080 |
| | 0 |
| Randesan Gram Panchayat Exps | 0 |
| Round off | 1 |
| Outsourcing Staff Salary Exps | 2 19 115 |
| | 0 |
| Randheja Gram Panchayat Exps | 0 |
| Bank Charges | 36 |
| Electricity Exps | 44 841 |
| Outsourcing Staff Salary Exps | 4 26 100 |
| Repairing and Maintenance Exps | 1 01 500 |
| | 0 |
| Raysan Gram Panchayat Exps | 0 |
| Bank Charges | 1 |
| Civil Branch Payment | 11 40 266 |
| Outsourcing Salary Exps | 3 53 074 |
| | 0 |
| Sargasan Gram Panchayat Exps | 0 |
| Bank Charges | 5 647 |
| CC Road Contruction Exps | 2 54 096 |
| Door to Door Garbage Collection Exps | 1 31 419 |
| Electricity Exps | 26 201 |
| Outsourcing Staff Salary Exps | 4 14 856 |
| Round off | 1 |
| | 0 |
| Sughad-Nabhoi Gram Panchayat Exps | 0 |
| Door to Door Collection Exps | 18 670 |
| Salary Exps | 3 25 241 |
| | 0 |
| Vavol Gram Panchayat Exps | 0 |
| Advertisement Exps | 5 000 |
| Bank charges | 1 310 |
| Development Exps | 4 98 000 |
| Outsourcing Staff Salary Exps | 4 73 232 |
| | 0 |
| Zundal Gram Panchayat Exps | 0 |
| Bank Charges | 2 057 |
| Salary Exps | 11 86 193 |
| | 0 |
| Swachh Bharat Mission Exp | 4 77 161 |
| Encroachment operation Cost | 28 393 |
| Kudasan Townhall construction exp | 4 47 912 |
| Grand Total | 1 79 66 44 189 |

